

RECIPROCATING SAW BLADES

PROFESSIONAL GRADE BLADES FOR DEMANDING APPLICATIONS



STRONG. DURABLE. VERSATILE.

Bi-METAL

BETTER for metal, general purpose,
wood with nails, drywall and plaster

INDUSTRY LEADING CONSTRUCTION.

All Greenlee Reciprocating Blades start with **industry leading bi-metal construction.**

High performance carbon alloy frames provide **superior strength and durability** while tool grade steel with added cobalt makes up the aggressive cutting edge – providing **fast cutting speeds, excellent wear-resistance, and long blade life.**



EXTREME Ti-METAL™

BEST for metal, general purpose,
wood with nails

TITANIUM COATED FOR LONG LIFE.



EXTREME TI-METAL™ BLADES combine the strength and durability of industry-leading bi-metal blades with the long-lasting toughness of **titanium-coated teeth**.

Titanium coating reduces friction and heat build-up, allowing blades to **run cooler** and resist chip weld - giving you **the best wear resistance** and **the longest blade life**.

www.greenlee.com

EXTREME™



BEST for structural steel

WIDE BLADES. STRAIGHT CUTS.

EXTREME™ BLADES feature a **wider, thicker design** for added strength and durability when cutting angle iron, I-beam, C-channel, tubing, and other structural steels.



Extreme blades resist bending, hold a line better, and **cut straighter** than standard reciprocating blades in **demanding structural steel applications**.

 **GREENLEE®**

SPECIALTY



PURPOSE BUILT FOR CONSTRUCTION MATERIALS.

BEST for cast iron pipe, block & brick, abrasives, stainless steel, cement board, fiber board, and plaster



































SPECIALTY BLADES are specifically designed to cut through tough construction materials such as **cast iron pipe, masonry block, cement board, and stainless steel.**

Depending on the material, Specialty blades feature carbide-tipped teeth, full-carbide teeth, carbide grit, or diamond grit for demanding construction materials.

www.greenlee.com

SAW BLADE SELECTION GUIDE



	CAT. NO.	LENGTH X WIDTH X THICKNESS INCH / MM	MATERIAL	TEETH PER INCH	SPEED AND QUALITY OF CUT
EXTREME™ Ti-METAL					
NOTE: Minimum blade length = Material width + 3"					
	353-624G	6 x 3/4 x .035 / 152 x 19 x .9	 BEST for sheet metal (1/8" and less).	24T	SLOWER, SMOOTHER  FASTER, ROUGHER
	353-818G	8 x 3/4 x .035 / 203 x 19 x .9	 BEST for thin metal (1/16" - 3/16").	18T	
	353-618G	6 x 3/4 x .035 / 152 x 19 x .9	 BEST for thin metal (1/16" - 3/16").	18T	
	353-614G	6 x 3/4 x .035 / 152 x 19 x .9	 BEST for medium metal (3/32" - 3/8").	14T	
	353-610G	6 x 3/4 x .035 / 152 x 19 x .9	   BEST for general purpose.	10T	
	353-810G	8 x 3/4 x .050 / 203 x 19 x 1.3	   BEST for general purpose.	10T	
	353-656G	6 x 3/4 x .050 / 152 x 19 x 1.3	 BEST for clean wood and wood with nails. (plunge cutting)	6T	
	353-956G	9 x 3/4 x .050 / 229 x 19 x 1.3	 BEST for clean wood and wood with nails. (plunge cutting)	6T	
	353-156G	12 x 3/4 x .050 / 305 x 19 x 1.3	 BEST for clean wood and wood with nails. (plunge cutting)	6T	
EXTREME™					
NOTE: Minimum blade length = Material width + 3"					
	353-6118	6 x 1 x .042 / 152 x 25 x 1.1	 BEST for structural steel (up to 1/4").	18T	SLOWER, SMOOTHER  FASTER, ROUGHER
	353-9118	9 x 1 x .042 / 229 x 25 x 1.1	 BEST for structural steel (up to 1/4").	18T	
	353-6114	6 x 1 x .042 / 152 x 25 x 1.1	 BEST for structural steel (up to 3/8").	14T	
	353-9114	9 x 1 x .042 / 229 x 25 x 1.1	 BEST for structural steel (up to 3/8").	14T	



Metal



Wood With Nails



Plastic



Demolition



Drywall



Cement Board



Cast Iron



Block



Stainless Steel



Structural Steel

CAT. NO.	LENGTH X WIDTH X THICKNESS INCH / MM	MATERIAL	TEETH PER INCH	SPEED AND QUALITY OF CUT
----------	---	----------	-------------------	-----------------------------

BI-METAL

NOTE:
Minimum blade length = Material width + 3"

	353-624	6 x 3/4 x .035 / 152 x 19 x .9	BETTER for sheet metal (1/8" and less).	24T
	353-818T	8 x 3/4 x .050 / 203 x 19 x 1.3	BETTER for thin metal (1/16" - 3/16").	18T
	353-818	8 x 3/4 x .035 / 203 x 19 x .9	BETTER for thin metal (1/16" - 3/16").	18T
	353-618	6 x 3/4 x .035 / 152 x 19 x .9	BETTER for thin metal (1/16" - 3/16").	18T
	353-814	8 x 3/4 x .050 / 203 x 19 x 1.3	BETTER for medium metal (3/32" - 3/8").	14T
	353-614	6 x 3/4 x .035 / 152 x 19 x .9	BETTER for medium metal (3/32" - 3/8").	14T
	353-414	4 x 3/4 x .035 / 102 x 19 x .9	BETTER for medium metal (3/32" - 3/8").	14T
	353-804	8 x 3/4 x .050 / 203 x 19 x 1.3	BETTER for thick metal (1/8" - 1/2").	10/14T
	353-835	8 x 3/4 x .035 / 203 x 19 x .9	BETTER for general purpose.	10/14T
	353-635	6 x 3/4 x .035 / 152 x 19 x .9	BETTER for general purpose.	10/14T
	353-110	12 x 3/4 x .050 / 305 x 19 x 1.3	BETTER for general purpose.	10/14T
	353-810	8 x 3/4 x .050 / 203 x 19 x 1.3	BETTER for general purpose.	10T
	353-610	6 x 3/4 x .035 / 152 x 19 x .9	BETTER for general purpose.	10T
	353-123	6 x 3/4 x .035 / 152 x 19 x .9	BETTER for general purpose.	8/10T
	353-969	9 x 7/8 x .063 / 229 x 22 x 1.6	BEST for demolition projects.	8/10T
	353-966	9 x 7/8 x .063 / 229 x 22 x 1.6	BEST for demolition projects.	5/8T
	353-646	6 x 3/4 x .050 / 152 x 19 x 1.3	BETTER for clean wood and wood with nails.	6T
	353-656	6 x 3/4 x .050 / 153 x 19 x 1.3	BETTER for clean wood and wood with nails. (plunge cutting)	6T
	353-956	9 x 3/4 x .050 / 229 x 19 x 1.3	BETTER for clean wood and wood with nails. (plunge cutting)	6T
	353-156	12 x 3/4 x .050 / 305 x 19 x 1.3	BETTER for clean wood and wood with nails. (plunge cutting)	6T
	353-503	6 x 3/4 x .050 / 152 x 19 x 1.3	BETTER for clean wood and wood with nails. (plunge cutting)	5/8T
	353-636	6 x 3/4 x .050 / 152 x 19 x 1.3	BETTER for drywall and plaster.	6T

SLOWER,
SMOOTHER



FASTER,
ROUGHER

SPECIALTY

NOTE:
Minimum blade length = Material width + 3"

	353-900RG	9 x 3/4 x .039 / 229 x 19 x 1	BETTER for cast iron pipe, block & brick and other abrasives such as tile.	Carbide Grit
	353-800RDG	8 x 3/4 x .039 / 203 x 19 x 1	BEST for cast iron pipe, block & brick and other abrasives such as tile.	Diamond Grit
	353-618RS	6 x 3/4 x .039 / 152 x 19 x 1	BEST for stainless steel (1/16" - 3/16"). Carbide teeth	18T
	353-6563RCT	6 x 3/4 x .050 / 152 x 19 x 1.3	BEST for cement board, fiber board, and plaster. Carbide tipped	6T
	353-9535RCT	9 x 3/4 x .050 / 229 x 19 x 1.3	BEST for cement board, fiber board, and plaster. Carbide tipped	3T

SLOWER,
SMOOTHER



FASTER,
ROUGHER



FOR PRODUCT VIDEOS,
DEMONSTRATIONS
AND MORE, VISIT:

www.youtube.com/GreenleeDEMO

ORDERING INFORMATION

CAT. NO.	UPC NO.	LENGTH X WIDTH X THICKNESS INCH / MM	QTY PER PK.
BI-METAL			
353-624	09966	6 x 3/4 x .035 / 152 x 19 x .9	5
353-818T	13004	8 x 3/4 x .050 / 203 x 19 x 1.3	5
353-818	09976	8 x 3/4 x .035 / 203 x 19 x .9	5
353-618	09965	6 x 3/4 x .035 / 152 x 19 x .9	5
353-814	09975	8 x 3/4 x .050 / 203 x 19 x 1.3	5
353-614	09964	6 x 3/4 x .035 / 152 x 19 x .9	5
353-414	01031	4 x 3/4 x .035 / 102 x 19 x .9	5
353-804	09977	8 x 3/4 x .050 / 203 x 19 x 1.3	5
353-835	01022	8 x 3/4 x .035 / 203 x 19 x .9	5
353-635	01020	6 x 3/4 x .035 / 152 x 19 x .9	5
353-110	31338	12 x 3/4 x .050 / 305 x 19 x 1.3	5
353-810	31337	8 x 3/4 x .050 / 203 x 19 x 1.3	5
353-610	31366	6 x 3/4 x .035 / 152 x 19 x .9	5
353-123	09963	6 x 3/4 x .035 / 152 x 19 x .9	5
353-969	09990	9 x 7/8 x .063 / 229 x 22 x 1.6	5
353-966	09979	9 x 7/8 x .063 / 229 x 22 x 1.6	2
353-646	09968	6 x 3/4 x .050 / 152 x 19 x 1.3	5
353-656	09967	6 x 3/4 x .050 / 153 x 19 x 1.3	5
353-956	09969	9 x 3/4 x .050 / 229 x 19 x 1.3	5
353-156	09970	12 x 3/4 x .050 / 305 x 19 x 1.3	5
353-503	13005	6 x 3/4 x .050 / 152 x 19 x 1.3	5
353-636	31336	6 x 3/4 x .050 / 152 x 19 x 1.3	5

CAT. NO.	UPC NO.	LENGTH X WIDTH X THICKNESS INCH / MM	QTY PER PK.
EXTREME TI-METAL			
353-624G	01011	6 x 3/4 x .035 / 152 x 19 x .9	5
353-818G	01012	8 x 3/4 x .035 / 203 x 19 x .9	5
353-618G	01010	6 x 3/4 x .035 / 152 x 19 x .9	5
353-614G	01030	6 x 3/4 x .035 / 152 x 19 x .9	5
353-610G	01027	6 x 3/4 x .035 / 152 x 19 x .9	5
353-810G	01029	8 x 3/4 x .050 / 203 x 19 x 1.3	5
353-656G	01000	6 x 3/4 x .050 / 152 x 19 x 1.3	5
353-956G	01042	9 x 3/4 x .050 / 229 x 19 x 1.3	5
353-156G	01026	12 x 3/4 x .050 / 305 x 19 x 1.3	5
EXTREME			
353-6118	31331	6 x 1 x .042 / 152 x 25 x 1.1	5
353-9118	31333	9 x 1 x .042 / 229 x 25 x 1.1	5
353-6114	31329	6 x 1 x .042 / 152 x 25 x 1.1	5
353-9114	31332	9 x 1 x .042 / 229 x 25 x 1.1	5
SPECIALITY			
353-900RG	01023	9 x 3/4 x .039 / 229 x 19 x 1	1
353-800RDG	01024	8 x 3/4 x .039 / 203 x 19 x 1	1
353-618RS	01047	6 x 3/4 x .039 / 152 x 19 x 1	1
353-6563RCT	00963	6 x 3/4 x .050 / 152 x 19 x 1.3	1
353-9535RCT	00964	9 x 3/4 x .050 / 229 x 19 x 1.3	1

NEED MORE INFORMATION?

USA PHONE 800.435.0786
FAX 800.451.2632

CANADA PHONE 866.384.8813
FAX 800.524.2853

INT'L PHONE +1.815.397.7070
FAX +1.815.397.9247



www.greenlee.com MA-5927 12/18
4455 Boeing Drive • Rockford, IL 61109-2988 • USA • 815-397-7070
©2018 Greenlee Tools, Inc. • An ISO 9001 Company • Printed in USA

